
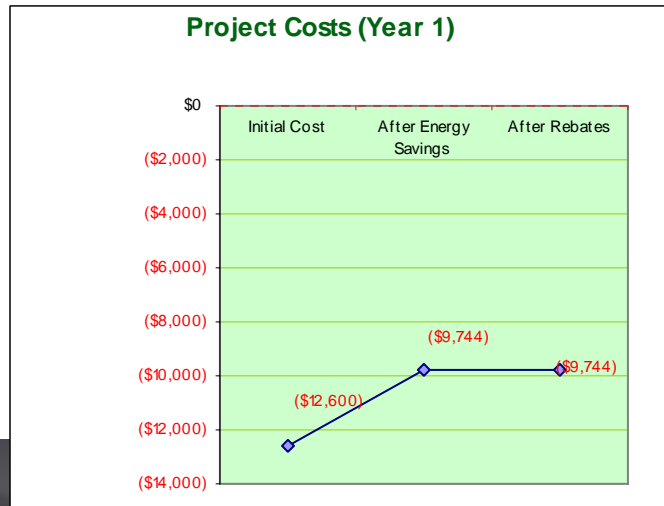
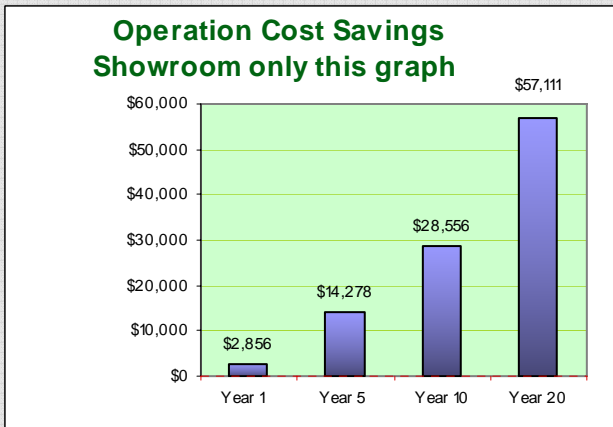


# GRAND STRAND POWER SOLUTION BASED MANUFACTURING LIGHTING WITH INDUCTION & FLOURESCENT WARRIORS

## ADG Eco Lighting Products Induction Case Study 011612

*“American Lighting Manufacturer Architectural Detail Group, Inc USA—Truly”*   
*“Better light and no more humming, We can hear our customers” GSP*



Grand Strand Power Retailer Review  
 Authorized Dealer - ADG for South Carolina

The #1 High Performance ADG Eco<sup>®</sup> Induction fixture on the market

## ADG Eco Lighting Products ADG Eco & Energy Advise ment Group

1. Current Fixture Wattage	400
2. Current Fixture Wattage w/ Ballast	480
3. New Fixture Wattage w/ Ballast	155
6. Additional Watts Saved	0
7. Total Watts Saved per Fixture	325
8. # of Fixtures Removing Showroom	20
9. # of Fixtures Installing	20
10. Total Energy Saved (Watts)	6,500
11. Total Power Saved (kW) Every Hr	6.5
12. Hours of Use per Day	10
13. Days of Use per Week	5
14. Weeks of Use per Year	52
15. Energy Saved per Month (kWh)	1,408
16. Energy Saved per Year (kWh)	16,900
17. Energy Demand Charge Per kW	\$17.47
18. Energy Cost per Kilowatt (.cents)	\$0.0410
19. Energy Cost Savings per Year	\$2,056
20. Maintenance Savings per Year	\$800
21. Total Savings Per Year	\$2,856

**What is the savings factor?**  
**\$8,848 per year Saved**  
**No upfront capital**  
**Short contract**

Paradigm Shift at 100%. The ADG system provides higher quality.

The **ADG Eco Solutions** are superior.

**Grand Strand Power** has better lighting and is using less energy. A plus for this East Coast Operation. This put more money to the bottom line.

*with no capital out of pocket.*


GSP converted all of it's lighting. Inside, outside, parking and work areas. This is just a portion of the study.

**DOE Recognized technology**  
**10 year warranty**  
**22 years of operation**  
**Utility rebate eligible**  
**Fast process**

## GRAND STRAND POWER EQUIPMENT

1606 plaza place  
myrtle beach, south carolina  
843.444.1109

## SERVICE & SALES



**Case Study 011612**  
**East Coast Retailer**  
**Over 65% energy Savings Daily—**  
**glare free & no Hum**  
**20 Years \$ Life -150 w ind vs 400 w**

### Utilize RED Utility Savings Company Program With NO Up Front Costs to Customer

CRA Agreement With RED P/M Percentage of Savings	Additional Utility Savings P/M Maintenance Savings P/M	Total Savings P/M During CRA Total Saving P/M After CRA
\$ 466. <sup>79</sup> 81. <sup>82</sup> %	\$ 246. <sup>67</sup>	\$ 103. <sup>75</sup> \$ 570. <sup>53</sup>

